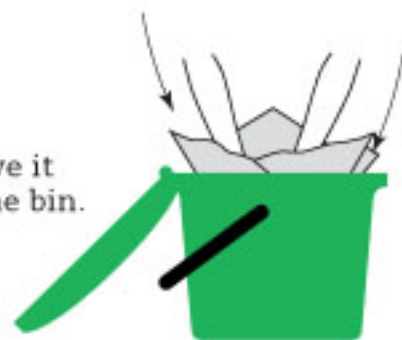


CREATING AN ORGANICS LINER IS AS EASY AS USING YOUR NEW CARTS, ALL YOU NEED TO DO IS:

1 Take this paper.



2 Shove it in the bin.

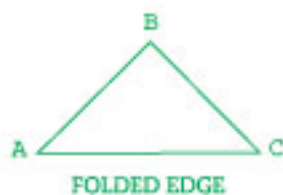


IF YOU HAVE A LARGE FORMAT PAPER:

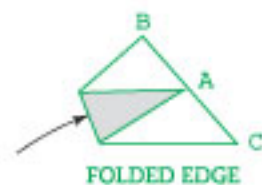
*New collection schedules roll out on October 1st.



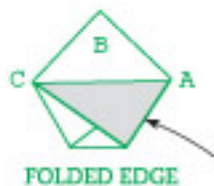
1 Use 4 sheets of large format newspaper.




2 Fold newspaper sheets into a triangle.




3 Take corner A and fold it between B and C.



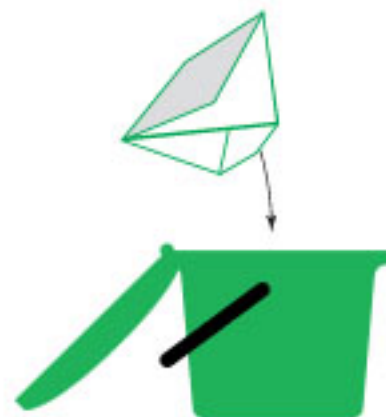
4 Take corner C and fold it between A and B.



5 Fold down half the paper at Point B.



6 Flip over and fold the other half.



7 Open paper basket and slide it into the kitchen catcher.